




# the discovery center

February 2018

## DIRECTOR'S CORNER — PARKING LOT SAFETY



Of course, the parking lot continues to be an active and congested place during the height of drop off and pick up, especially on Tuesdays, Wednesdays, and Thursdays. Sometimes the snow piles certainly don't help either. I am grateful to everyone for their cooperation and support as we work together to make the drop off and pick up in the parking lot a safe and efficient one! I would like to remind you of a few safety issues that continue to be of concern.

—Never leave your car running in the parking lot when you enter the building.

—Infants and other children should never be left alone in your car.


—Look for parking spaces in the back of the lot. There are often many spots at the end of the day that go unused because families are waiting for just the spots in the front.

—Please limit your conversations in the lobby and outside, especially during the busiest drop off and pick up times. We are finding that parents continue to socialize as cars become backed up out on the street and in the parking lot. Please be mindful of the parents that are waiting.

—Please do not allow children to slide down the hill in back or run around unsupervised. We've had some close calls in the parking lot and in the back of the building. We appreciate your support with this concern.

Your patience and support with the parking lot can make a world of difference and keep everyone safe and things running smoothly!

Thank you,  
Debbie



## Tips for Reading with Your Child

☺ Be prepared to read (almost) anytime and anywhere. Keep books in different places around your home—in the bedroom, in a basket by the door (for reading “picnics”), and near a cozy chair. Keep books that your child can enjoy independently in the car, especially for those long car rides or unexpected traffic jams! Demonstrate that books can be enjoyed almost anytime and anywhere.



☺ Delight in sharing this enjoyment. Choose books that you enjoy, too. If you are reading a book that irritates or bores you, your child will pick up on your reaction, and the benefits from the reading experience may be lost.







☺ Let your child determine who takes the lead in your shared reading experience. Your child may want to select the books and do all the reading aloud one night. On another night your child may want you to read aloud. Allow the child to direct the reading experience.

## TAKE A WINTER VACATION!




**W**ith the cold weather in full swing (at least for the moment), it can sometimes lead to a case of cabin fever for the whole family. It is also the time of year when some families find it even harder to get away for a relaxing vacation. Why not create a “stay at home” vacation to beat the winter blues?? After all, a family vacation means being together without the distractions of everyday life. It means exploring new worlds and creating new memories. And fortunately, a vacation can be as simple as taking a walk, playing in the park, or checking out your own town. The best trips are short ones where your children can move around and talk with you about what’s happening. Visiting nearby, everyday spots can be a real adventure for your young child

and a refreshing break for you. Here are a few “family vacation” ideas:

-  A fifteen minute trip with you on a train or a bus will be a memorable journey for a child who usually travels by car.
-  Has your preschooler ever enjoyed an escalator ride so much that she wanted to do it again and again? Indulge her and ride an escalator several times. Explain the safety rules and then enjoy the ride. For a very young child who is learning basic concepts, this is a fascinating demonstration of “up and down”. With an older child, watch how the steps flatten out and speculate about where they go.
-  Find the tallest building in your area and go to the top floor. Look out a window to see if you can find your home or another familiar landmark.
-  Stop at a pet shop when it isn’t crowded, or go to a florist or a bakery and savor the smells together.
-  Find out when deliveries are made to your local supermarket or fast food restaurant. From a safe distance, watch the truck being unloaded.
-  Go sledding or ice skating and stop off for hot chocolate at a favorite “out of the way” spot.

Remember, children think about experiences by acting them out. So, some time after you return home, be sure to talk and pretend together about what you saw. Use stuffed animals to set up a pet store. Line up kitchen chairs to play train or bus. Set up a card table or two and play restaurant (I remember my sisters and me making up menus and experimenting in the kitchen all winter long while we were growing up!). For your children, playing with you may be the best part of any family vacation. Hope you have a great “vacation”!

## COMING EVENTS

Thursday, February 8th	10:15 am	Storytelling with Laura Pershin Raynor
Monday, February 12th	10:00 am	Music with Laz and Guest 
Thursday, March 15th	6:00-7:00 pm	Yellow Room Information Night for parents and their children—Please RSVP at the front desk if you will be attending